

COMMUNITY PLUS QUEENSLAND INCORPORATED

ABN: 41 037 943 962

FINANCIAL REPORT

For Year Ended 30 June 2020

COMMUNITY PLUS QUEENSLAND INCORPORATED

ABN: 41 037 943 962

For the Year Ended 30 June 2020

CONTENTS

	Page No.
Management Committee Report	1
Income and Expenditure Statement	2
Statement of Financial Position	3
Statement of Changes in Equity	4
Statement of Cash Flows	5
Notes to the Financial Statements	6-9
Statement by Members the Management Committee	10
Supplementary Information	11-14
Independent Auditor's Report	15

COMMUNITY PLUS QUEENSLAND INCORPORATED

ABN: 41 037 943 962

Management Committee Report

For the Year Ended 30 June 2020

Your Management Committee submit the financial statements of Community Plus Queensland Incorporated for the financial year ended 30 June 2020.

MANAGEMENT COMMITTEE MEMBERS

The names of the members of the Management Committee throughout the year and at the date of this report are:

Rebecca Langdon - President (Chairperson)

Jane Holden - Vice President

Carmel Towler - Treasurer

Bob Spiers - Secretary

Kath Chown

Pauline Peel

Mark Hargraves

Marilyn Trad

Allan Lush

Regina Hamilton

Susanne Cooper – (July 2019 – Jan 2020)

Dilhara Sivalingham – (July 2019 – Feb 2020)

PRINCIPAL ACTIVITIES

The principal activities of the association during the financial year were:

To provide resources and services which assist in human development and facilitate the improvement of human relationships;

To provide resources and services that meet human need through charitable and other services; and

To implement services for those in personal and social stress, as are deemed congruent with community development in the area, and develop resources to support family life.

SIGNIFICANT CHANGES


No significant changes in the nature of these activities occurred during the year and the Management Committee expects no significant changes or likely developments with respect to future operations.

OPERATING RESULT

The surplus from operating activities for the year ended 30 June 2020 totalled \$200,868. (2019: Surplus \$57,989)

Signed in accordance with a resolution of the Management Committee.


Chairperson


Treasurer

Date: 17.9.2020

COMMUNITY PLUS QUEENSLAND INCORPORATED

ABN: 41 037 943 962

Income and Expenditure Statement For The Year Ended 30 June 2020

	Notes	2020	2019
		\$	\$
INCOME			
Hall & venue hire		19,637	28,854
Interest received		4,167	9,724
Membership income		496	790
Government funding - recurrent	2	987,232	990,414
Government funding - non-recurrent		58,282	0
Other funding		42,065	29,888
Projects income		44,389	23,956
Donations received		53,080	47,918
Fundraising income		115,947	48,165
Auspice income		28,716	23,277
Sundry income		101,065	0
		<u>1,455,075</u>	<u>1,202,988</u>
EXPENDITURE			
Organisation / Administration expenses		108,092	83,366
Depreciation		15,657	17,397
Employment expenses		848,214	812,866
Property expenses		124,029	105,417
Grant / Fundraising / Event expenses		130,642	102,828
Auspice projects		27,573	23,125
		<u>1,254,207</u>	<u>1,144,999</u>
NET SURPLUS/(DEFICIT)		<u><u>200,868</u></u>	<u><u>57,989</u></u>

The accompanying notes form part of this financial report.

COMMUNITY PLUS QUEENSLAND INCORPORATED

ABN: 41 037 943 962

Statement of Financial Position

For The Year Ended 30 June 2020

	Notes	2020	2019
		\$	\$
CURRENT ASSETS			
Cash	3	729,142	503,603
Trade and other receivables		7,700	13,602
Other assets		21,986	13,768
Total Current Assets		758,828	530,973
NON-CURRENT ASSETS			
Property, plant and equipment	4	140,912	156,570
Total Non-Current Assets		140,912	156,570
TOTAL ASSETS		899,740	687,543
CURRENT LIABILITIES			
Trade and other payables	5	75,086	30,110
Provisions	6	92,298	75,460
Unexpended Funding	7	59,521	87,220
Total Current Liabilities		226,905	192,790
NON-CURRENT LIABILITIES			
		-	-
TOTAL LIABILITIES		226,905	192,790
NET ASSETS		672,835	494,754
ASSOCIATION'S FUNDS			
Retained Earnings		471,967	436,765
Current Earnings		200,868	57,989
TOTAL ASSOCIATION'S FUNDS		\$ 672,835	\$ 494,754

The accompanying notes form part of this financial report.

COMMUNITY PLUS QUEENSLAND INCORPORATED

ABN: 41 037 943 962

Statement of Changes in Equity

For The Year Ended 30 June 2020

2020	Retained Earnings	Total
	\$	\$
Balance at 1 July 2019	494,754	494,754
Historical Adjustment of depreciation	(22,787)	(22,787)
Profit attributable to members	200,868	200,868
Balance at 30 June 2020	672,835	672,835

2019	Retained Earnings	Total
	\$	\$
Balance at 1 July 2018	436,765	436,765
Profit attributable to members	57,989	57,989
Balance at 30 June 2019	494,754	494,754

The accompanying notes form part of this financial report.

COMMUNITY PLUS QUEENSLAND INCORPORATED

ABN: 41 037 943 962

Cash Flow Statement

For The Year Ended 30 June 2020

	Notes	2020 \$	2019 \$
CASH FLOW FROM OPERATING ACTIVITIES			
Receipts from customers and grant providers		1,450,907	1,333,542
Payments to suppliers and employees		(1,229,531)	(1,229,104)
Interest received		4,163	9,724
NET CASH PROVIDED BY OPERATING ACTIVITIES	8	<u>225,539</u>	<u>114,162</u>
CASH FLOW FROM INVESTING ACTIVITIES			
Purchase property plant and equipment		-	-
NET CASH PROVIDED BY INVESTING ACTIVITIES		<u>-</u>	<u>-</u>
CASH FLOW FROM FINANCING ACTIVITIES			
Net increase/(decrease) in cash held		<u>225,539</u>	<u>114,162</u>
Cash at beginning of financial year		503,603	389,441
CASH AT END OF FINANCIAL YEAR	3	<u>729,142</u>	<u>503,603</u>

The accompanying notes form part of this financial report.

COMMUNITY PLUS QUEENSLAND INCORPORATED

ABN: 41 037 943 962

Notes to the Financial Statements

For The Year Ended 30 June 2020

NOTE STATEMENT OF ACCOUNTING POLICIES

Community Plus Queensland Incorporated is an association incorporated in Queensland under the Associations Incorporations Act 1981.

This financial report is a special purpose financial report prepared for use by the association's Management Committee in order to satisfy the financial reporting requirements of the Australian Charities and Not-for-profits Commission Act 2012 and the Australian Charities and Not-for-profits Commission Regulation 2013. The Management Committee has determined that the organisation is not a reporting entity.

This financial report has been prepared in accordance with the Australian Accounting Standards, Interpretations and other authoritative pronouncements of the Australian Accounting Standards Board.

The financial statements have been prepared on accrual basis and are based on historic costs, unless otherwise stated in note, and the going concern assumption, modified, where applicable, by the measurement at fair value of selected non-current assets.

The following material accounting policies, which are consistent with the previous period unless otherwise stated, have been adopted in the preparation of this financial report.

(a) Income Tax

The association considers that it is exempt from income tax under section 5-45 of the Income Tax Assessment Act 1997. No provision for income tax has been brought to account on this basis.

(b) Employee Leave Benefits

Provision is made for the Association's liability for employee entitlements arising from services rendered by employees to balance date. Employee entitlements expected to be settled within one year together with entitlements arising from wages and salaries, and annual leave which will be settled after one year, have been measured at their nominal amount. Long service leave provisions are calculated and accrued once an employee has seven years continuous employment and have been measured at their nominal amount. Due to the nature of the organisation, personal leave is also provided for.

(c) Plant and Equipment

The association records expenditure on plant and equipment as non-current assets.

Plant and equipment are brought to account at cost, less where applicable, any accumulated depreciation. The carrying amount of plant and equipment is reviewed annually by the association to ensure it is not in excess of the recoverable amount of those assets. The recoverable amount is assessed on the basis of the expected net cash flows which will be received from the assets' employment and subsequent disposal. The expected net cash flows have not been discounted to present value in determining recoverable amounts.

COMMUNITY PLUS QUEENSLAND INCORPORATED

ABN: 41 037 943 962

Notes to the Financial Statements

For The Year Ended 30 June 2020

NOTE STATEMENT OF ACCOUNTING POLICIES, continued

The depreciable amount of all fixed assets including capitalised leased assets, are depreciated over their estimated useful lives commencing from the time the asset is held ready for use. The depreciation rates used for each class of depreciable asset are:

Leasehold Improvements 10%

(d) Revenue

Revenue is recognised to the extent that it is probable that the economic benefits will flow to Community Plus Queensland Incorporated and the revenue can be reliably measured.

Revenue from grants for provision of services is recognised upon the delivery of services and all attaching conditions will be complied with. Revenue from other government grants and assistance is recognised on a proportional basis taking into account the period for which the grant is given.

Gift revenue directly related to an expenditure item is recognised as income over the period necessary to match the gift funds on a systematic basis to the costs that it is intended to compensate.

Interest revenue and other fund-raising revenue, such as donations, are recognised upon receipt.

All revenue is stated net of the amount of goods and services tax. (GST)

COMMUNITY PLUS QUEENSLAND INCORPORATED

ABN: 41 037 943 962

Notes to the Financial Statements

For The Year Ended 30 June 2020

	2020	2019
	\$	\$
NOTE 2: PROGRAMME FUNDING		
Department of Community Services	409,095	397,914
Tenants Queensland	<u>578,137</u>	<u>592,500</u>
	<u>987,232</u>	<u>990,414</u>
NOTE 3: CASH		
Petty Cash	133	860
MECU - Community access account	625,214	400,511
MECU - Term Deposits	100,000	100,000
MECU Redicard Account	<u>3,795</u>	<u>2,232</u>
	<u>729,142</u>	<u>503,603</u>
NOTE 4: PLANT AND EQUIPMENT		
Leasehold improvements	238,636	238,636
Accumulated depreciation on leasehold improvements	<u>(97,724)</u>	<u>(82,066)</u>
	<u>140,912</u>	<u>156,570</u>
NOTE 5: PAYABLES		
Trade creditors	23,773	918
Payroll liabilities	31,925	12,515
Superannuation payable	8,492	7,364
GST liabilities	<u>10,897</u>	<u>9,313</u>
	<u>75,086</u>	<u>30,110</u>
NOTE 6: PROVISIONS		
CURRENT		
Provision for Annual Leave	48,083	33,021
Provision for Personal Leave	36,378	31,467
Provision for Back Pay	0	3,134
Provision for LSL	<u>7,837</u>	<u>7,838</u>
	<u>92,298</u>	<u>75,460</u>

COMMUNITY PLUS QUEENSLAND INCORPORATED

ABN: 41 037 943 962

Notes to the Financial Statements**For The Year Ended 30 June 2020**

	2020	2019
	\$	\$
NOTE 7: UNEXPENDED FUNDING		
Yeronga Art Group	0	245
Yeronga Breakfast Donation	0	300
West End Equipment & Projects	0	8,426
West End Streetsmart	0	605
West End Art Group	0	6,181
Koala Park Garden Grant	0	402
Darvall McKenzie Memorial Fund	0	4,444
Community Benefit Fund JAG	0	211
Be Connected Good Foundation	0	6,963
Connection to Culture	0	11,550
Volunteer Grants	0	2,097
COTA Seniors Grant	0	1,000
Yeronga Projects	550	5,311
Siganto Foundation	25,000	18,593
West End Breakfast Donations	800	2,691
Annerley Junction Festival	3,611	2,526
CIC/BSC Grant	6,818	6,818
BCC - Creative Sparks	593	8,607
Other	111	250
Pathway out of Homelessness Grant	2,892	0
Kurilpa Futures SCP	10,000	0
Yeronga Garden Shop	2,241	0
Re-Think	6,905	0
	<u>59,521</u>	<u>87,220</u>

NOTE 8: CASHFLOW INFORMATION**Reconciliation of operating result to net cash provided by operating activities**

Net surplus/(deficit) for the period	200,868	38,816
Depreciation	15,657	19,329
Loss on Write off Obsolete Assets	-	23,584
(Increase)/Decrease in Receivables & Other Assets	(2,316)	8,104
Increase/(Decrease) in Current Liabilities	11,330	(125,939)
	<u>225,539</u>	<u>(36,106)</u>

COMMUNITY PLUS QUEENSLAND INCORPORATED

ABN: 41 037 943 962

Statement by Members of the Management Committee

For The Year Ended 30 June 2020


The Management Committee has determined that the association is not a reporting entity and that this special purpose financial report should be prepared in accordance with the accounting policies outlined in Note 1 of the financial statements.

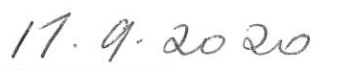
The Management Committee declares the financial report as set out on pages 1 - 9:

- 1 Presents a true and fair view of the financial position of Community Plus Queensland Incorporated, as at 30 June 2020 and its performance for the year ended on that date.
- 2 At the date of this statement, there are reasonable grounds to believe that Community Plus Queensland Incorporated will be able to pay its debts as and when they fall due.

This statement is made in accordance with a resolution of the Management Committee and is signed for and on behalf of the Management Committee by:


Chairperson


Treasurer


Date

COMMUNITY PLUS QUEENSLAND INCORPORATED

ABN: 41 037 943 962

Supplementary Information

For The Year Ended 30 June 2020

The additional financial data presented on the following pages is in accordance with the books and records of the Association which have been subjected to the same auditing procedures applied in our audit of the Association for the financial period ended 30 June 2020.

COMMUNITY PLUS QUEENSLAND INCORPORATED - QSTARS

ABN: 41 037 943 962

Income and Expenditure Statement

For The Year Ended 30 June 2020

	Notes	2020
		\$
INCOME		
Government funding - Tenants Queensland		578,137
		<u>578,137</u>
EXPENDITURE		
Organisation / Administration expenses		43,280
Employment expenses		478,625
Property expenses		56,232
		<u>578,137</u>
NET SURPLUS/(DEFICIT)		<u><u>0</u></u>

COMMUNITY PLUS QUEENSLAND INCORPORATED - DCDSS

ABN: 41 037 943 962

Income and Expenditure Statement

For The Year Ended 30 June 2020

	Notes	2020
		\$
INCOME		
DCDSS Funding		409,095
DCDSS Rent Contribution		19,697
		<u>428,792</u>
EXPENDITURE		
Organisation / Administration expenses		50,852
Employment expenses		319,700
Property expenses		58,328
		<u>428,880</u>
NET SURPLUS/(DEFICIT)		<u><u>-88</u></u>

COMMUNITY PLUS QUEENSLAND INCORPORATED - CP+

ABN: 41 037 943 962

Income and Expenditure Statement

For The Year Ended 30 June 2020

	Notes	2020 \$
INCOME		
Other Funding		210,430
Projects Income		44,389
Donations		53,080
Fundraising		115,947
Venue & Hall Hire		19,637
Interest		4,167
Membership Income		496
		<u>448,145</u>
EXPENDITURE		
Organisation / Administration expenses		57,189
Employment expenses		49,890
Property expenses		9,469
Grant / Fundraising / Event expenses		130,642
		<u>247,190</u>
NET SURPLUS/(DEFICIT)		<u><u>200,955</u></u>